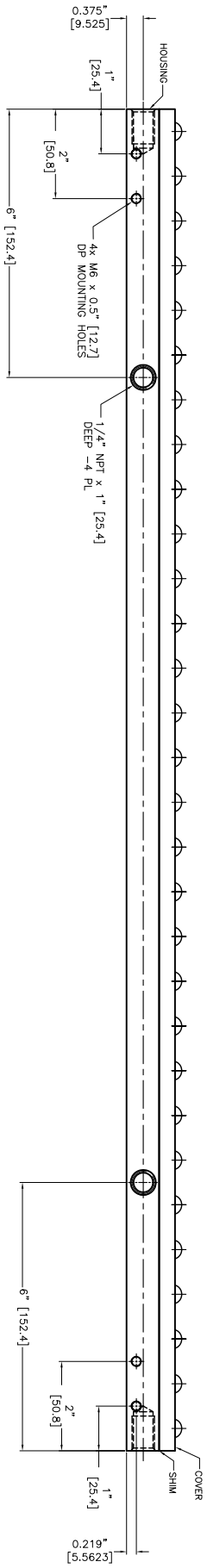
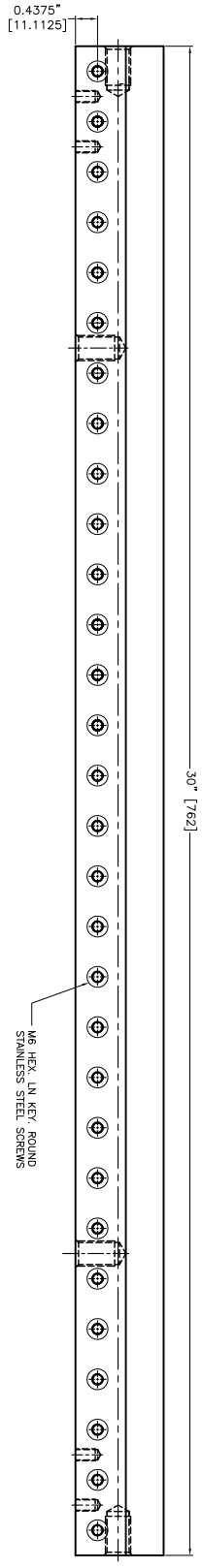
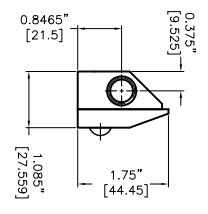


- NOTES:
- 1 ALL DIMENSIONS SHOWN ARE FINISH OPERATIONAL DIMENSIONS WHICH INCLUDE RESIDUAL COATINGS UNLESS OTHERWISE SPECIFIED.
  - 2 PART TO BE PACKED PROPERLY TO AVOID ANY DAMAGE WHILE SHIPPING & HANDLING.
  - 3 ALL HORIZONTAL DIMENSIONS ARE SYMMETRICAL ABOUT CENTER LINE UNLESS OTHERWISE SPECIFIED.



|                              |  |   |  |
|------------------------------|--|---|--|
|                              |  |   |  |
| <b>TEMP ANGLE PROTECTION</b> |  | <b>REQUIREMENTS-UNLESS OTHERWISE SPECIFIED</b>  |  |
| <b>MATERIAL</b><br>SS 304    |  | <b>1. FINISH</b><br>1. LINEAR DIMS: ±.005<br>2. ANGLES = ± 1/2°<br>3. ROUNDTOP .010 TR<br>4. HOLES IN ACCORDANCE WITH ANSI H13.97 |  |
| <b>FINISH</b><br>-           |  | <b>CONTRACT NUMBER</b><br>-   |  |
| <b>PART NO</b><br>-          |  | <b>CLIENT</b><br>-  |  |
| <b>NEXT ASSEMBLY</b><br>-    |  | <b>CONTRACTOR</b><br>-  |  |
| <b>USED ON</b><br>SS1        |  | <b>DATE</b><br>27/11/2013   |  |
| <b>QTY PER PART NO</b><br>-  |  | <b>DESIGN</b><br>S.PATIL  |  |
| <b>REVISIONS</b>             |  | <b>MANUFACTURING</b>  |  |
| <b>REVISIONS</b>             |  | <b>DATE</b><br>27/11/2013   |  |
| <b>ELECTRICAL</b>            |  | <b>ASSEMBLY</b>   |  |
| <b>SCALE</b><br>1:1          |  | <b>PRODUCT</b><br>-   |  |
| <b>CD NO</b><br>XAKS-30      |  | <b>SIZE</b><br>-  |  |
| <b>SHEET</b><br>1 OF 1       |  | <b>DATE CODE</b><br>-   |  |
| <b>REV</b><br>-              |  | <b>DWG NO</b><br>10030XS  |  |

NEX FLOW AIR PRODUCTS CORP.  
 10520 YONCE STREET, UNIT 259-220 RICHMOND HILL, ON L4C 3C7  
 TEL: (416) 410-1313 & FAX: (416) 410-1806 WWW.NEX-FLOW.COM

OUTLINE DRAWING OF  
 30" X-STREAM AIR BLADE AIR KNIFE